



BATTERY POWERED HEATING BLANKET™

User Manual

UPDATED 2022



Read, learn & enjoy

In this manual, you will find everything you need to know about your new Cozee with Surge Technology. Please take the time to read through every page so that you can enjoy this product to the fullest. Nothing is more important to us than your safety. Please follow the directions and suggestions given so you can stay warm and safe!

If you have any questions that you cannot find the answers to in this manual, please get in touch!

Contact Us:

Support@LifeGivingWarmth.com

805-222-3257

www.LifeGivingWarmth.com



Watch this 
video
before your first use

Scan the QR code or visit
TheCozee.com/Welcome

Love your Cozee? Tell the world!

Help us get the word out about the life-changing warmth of the Cozee by telling your friends and sharing your photos and videos with us on social media @LifeGivingWarmth.

Comments or suggestions? Get in touch!

Help us to make The Cozee the very best it can be by sharing your feedback with us at the contact details above.



Welcome to the family!

Thank you for joining us on this journey!

The story of The Cozee began with our daughter, Brianna. We call her BooBoo — a nickname she gave herself. Boo was born with Cerebral Palsy. She has been a fighter, an adventurer and a lover of life from the moment she took her first breath.

One of Boo's favorite things is to go on outings. She calls it "going all around." As is true with most people who are wheelchair bound, BooBoo has poor circulation, which causes her to get cold very easily. As you can imagine, this has created limitations to the many adventures she'd like to have with her family and friends. Even in everyday life, my wife Carolynne and I are always trying to keep Boo warm, whether it's to run a few errands or just taking a walk.

A few years ago it hit me, "What about a battery powered heating blanket?" After several online searches I was completely surprised to find that there was nothing like it on the market. That's when we started on our journey to invent the world's first patented battery powered heating blanket.

This product was birthed out of a love for our daughter Brianna, and fueled by the creativity, wisdom and support of my incredible wife of 42 years, Carolynne. After years of revisions we have created the perfect indoor/outdoor blanket that completely wraps around your lifestyle. No matter who you are, or what you love to do, The Cozee will enhance your life. We hope you love it as much as we do!



P.S. We'd love to hear from you! You can contact me directly by emailing paul@lifegivingwarmth.com, or email support@lifegivingwarmth.com to connect with our team.

What's in the box



1 Cozee Surge battery pack

2 Cozee blanket

3 Carrying case

4 36" extension cable

5 Wall charger

6 Car charger

Getting started

Take a moment to familiarize yourself with the Cozee Surge controls, inputs and outputs.

- 1 Power button
- 2 Battery charge indicators
- 3 Red charger connected light
- 4 Heat control button
- 5 Heat setting indicators
- 6 Charge port
- 7 2x USB charging ports
- 8 Blanket port



1. Fully charge the battery pack



Plug the included wall charger into an outlet and connect to the battery pack using the CHARGE port 6. The red charger connected light 3 will come on. The flashing green lights indicate that the battery pack is charging. When fully charged all four green lights will remain solid for 30 secs before turning off.

Allow approximately 6 hours for the battery to fully charge. You can also charge on the go with the included 12v car charger.

Please Note: Some vehicles produce more than 13v. In that case, the charging current will shut down to protect the battery pack.

2. Connect the blanket



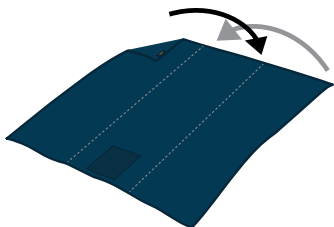
Locate the cable coming out of the blanket pocket. Plug that shorter cable into the included 36-inch extension cable. Then plug the other end of the extension cable into the blanket port on the side of the battery pack.

3. Place the battery pack where you prefer




After connecting the battery pack to the blanket with the 36-inch extension cable, you can either place the battery pack inside the blanket pocket OR place the battery pack on a convenient surface near you.

4. Fold the blanket to pre-heat



For the 5-minute preheat, fold the blanket with the plush side UP.

Then fold the blanket in thirds again so that the Cozee label is visible on the top right.



5. Turn on the battery pack



Hold down the power button ❶ for 3 seconds. The battery pack will enter SURGE mode for 5 minutes, indicated by the flashing HIGH heat setting indicator ❺. SURGE mode increases the voltage that your blanket receives, taking it from cold to cozy in just a few minutes.

6. The Cozee tuck



After the initial 5-minute SURGE has ended, quickly wrap the blanket around yourself, placing your hands inside the heated hand pockets at the top corners of the blanket.



Alternatively, you can wrap The Cozee around yourself under your arms, keeping your hands free.

The Cozee works by trapping heat inside the blanket, so be sure to close up any gaps where heat could escape.

If you need to step away from the blanket, re-fold it to keep the heat inside.

7. SURGE the battery pack again



To experience MORE Cozee warmth, we recommend that you re-enter SURGE mode by turning off the battery pack and then turning it back on again.

8. Adjusting the heat level



Once a 5-minute SURGE is finished, the battery pack will automatically drop to the HIGH setting. With two surges, the battery pack lasts for approximately 1 hour and 45 minutes.

Lowering the heat setting while the battery pack is in the high mode to either MEDIUM or LOW will extend the battery life for that specific charge.

You can adjust the heat level by pressing the heat setting button **4** until the desired temperature light (low, medium or high) is lit.

As long as your battery pack has at least a 30% charge, you can return to SURGE mode any time by turning the battery pack off and back on again.

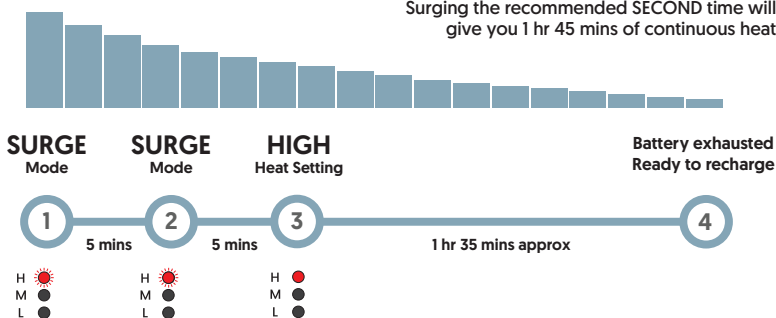
You can use the Cozee while the battery pack is plugged into the wall or car charger. While plugged in, the temperature will automatically drop to the medium setting after 2 hours and 15 minutes and turn OFF after 10 hours of continuous use.

Helpful tips

- Always use the Cozee plush side towards your body. The outer layer is water resistant and is meant to repel the elements. The Cozee is designed to direct the heat towards the plush side.
- The best way to use the Cozee is to actually sit, or lay in the blanket and wrap it entirely around your body trapping all of the heat inside. Simply draping the Cozee over you allows all of the heat to escape.
- Top off your Cozee battery pack just before use, even if it was previously fully charged.
- Never fold up and store the Cozee unless it is completely dry. Air drying is the advised method.
- As long as your battery pack has at least a 30% charge, you can return to SURGE mode any time by turning the battery pack off and back on again.

Battery life

Surging ONCE will give you 2 hrs of continuous heat
 Surging the recommended SECOND time will give you 1 hr 45 mins of continuous heat



Battery life with example manual settings

Surge mode High setting Medium setting TOTAL HEAT TIME	5 minutes + 5 minutes 1 hour 1 hour 15 minutes 2 hours 25 minutes
Surge mode High setting Medium setting TOTAL HEAT TIME	5 minutes + 5 minutes 30 minutes 2 hours 10 minutes 2 hours 50 minutes

For extended heating time, use the optional non-surge extended life battery (available at LifeGivingWarmth.com) when the Surge battery pack needs to be recharged. Always use the Surge battery pack to quickly heat the blanket first.

Care instructions

The best way to keep your Cozee clean is to wipe off dirt and debris with a damp cloth.

WARNING:

Disconnect battery pack and detach all cables before cleaning. Never iron this blanket.

When your blanket is extremely dirty, follow these instructions:

Machine washing:

- Pre-soak the blanket in COLD water for 15 minutes.
- Use a small amount of detergent. NO BLEACH.
- Wash briefly and gently on the delicate cycle for 5 minutes
- Set to rinse cycle for 1 minute and spin briefly on delicate cycle.

Hand washing:

- Dunk in a large sink or bath tub with cold water and a mild detergent.
- Swish around for 2 minutes.
- Let soak for 15 minutes
- Squeeze soapy water out.
- Rinse in cool water before drying.

The best way to dry your blanket is to air dry on a clean line or on a clean, dry surface, flipping to ensure thorough drying.












You can also dry your blanket in a dryer *if* the dryer is of a large capacity and the blanket can tumble freely without crimping any wire.

- Set your dryer to the delicate or low heat cycle.
- Dry for 5-10 minutes maximum.
- Remove while still damp and air dry for the remainder of the time.

Never dry clean! The chemicals used in dry cleaning can damage the insulation that surrounds the blankets heating elements.

Safety information

Please carefully read and adhere to the following instructions:

-  Do not allow children to use the Cozee unsupervised.
-  Keep away from pets.
-  Do not dry clean the blanket.
-  Do not allow the battery pack to get wet.
-  Do not wash the battery pack or charging cable.
-  Turn off the battery pack after use.
-  Do not cut, tamper with, or expose inner wires.
-  Only charge the battery pack with the INCLUDED 110-120 ACv supply (60HZ) or with the INCLUDED 12v car charger. **Please note:** If the voltage from your vehicle increases to 13v or more, charging will automatically stop to protect the battery pack.
-  Do not use if any inside wiring is exposed due to wear and tear.
-  Never iron the blanket.
-  As a safety precaution, the battery pack will automatically shut off after 10 hours of use when connected to the charger.

WARNING: Improper use of tampering with this product can result in injury, fire or overheating.



US Patent #10,104,720
The Cozee - Battery Powered Heating Blanket™
Life Giving Warmth™